



### Applications:

90° Tee for connected circular cells.

### Typical Properties:

Steel grade: ASTM A572 Grade 50 (S 355 GP)

Weight per linear foot: 39.6 pounds

### CAD-Service


Downloads of data sheets and CAD files are available at [www.pilepro.com](http://www.pilepro.com)

### Certificate:

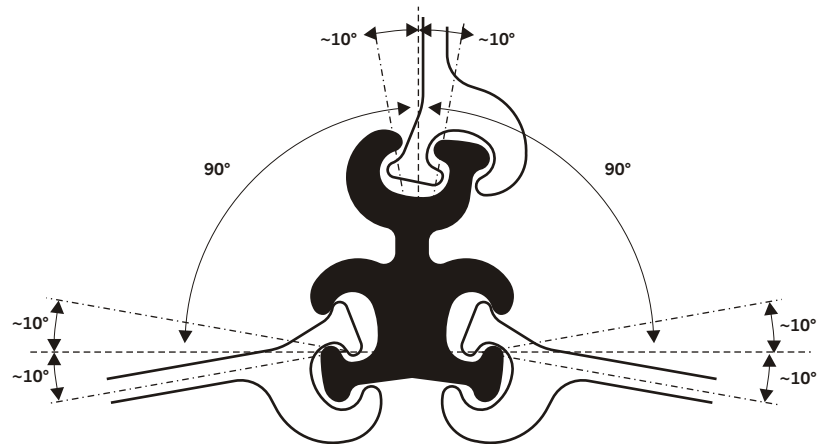


### Installation Guidelines

1. Please review proper interlocking examples as shown.
2. Thread the connector into the interlock while the sheet pile is out of the ground.
3. Adjust the connector to the appropriate position.
4. Tack or spot-weld the connector in place.
5. Drive/extract the sheet (with the connector attached) as you would normally.

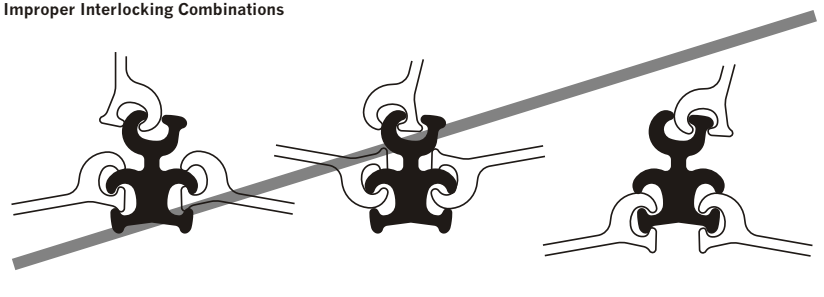


### Proper Interlocking Examples



Tee Connector with even number of PS flat sheets in the Cell and either even or odd in the Arc.

### Improper Interlocking Combinations



### Please note:

1. Swing or rotation stated are typical but can vary by 10° or more due to rolling tolerances found in sheet pile interlocks.
2. PilePro® connectors are protected by patents.