

Applications:

Connecting three sheet piling walls.

Typical Properties:

Steel grade: ASTM A572 Grade 50 (S 355 GP)
Weight per linear foot: 9.8 pounds
100% melted and manufactured in the USA.

CAD-Service

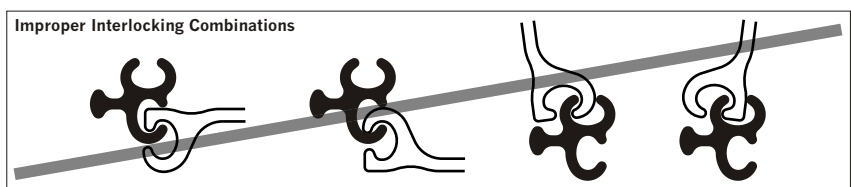
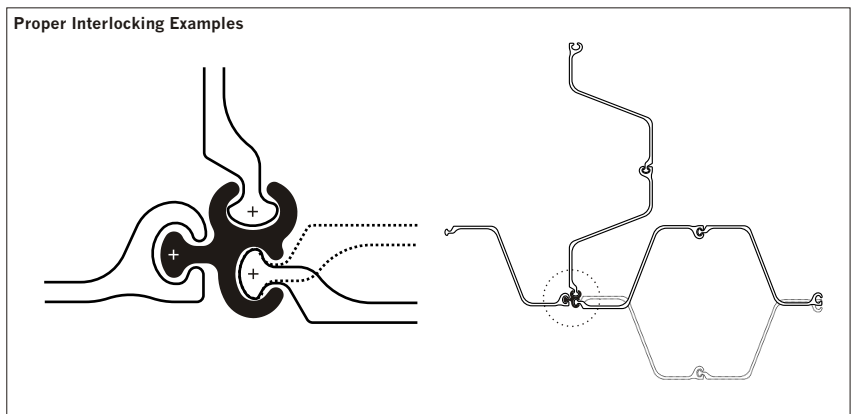
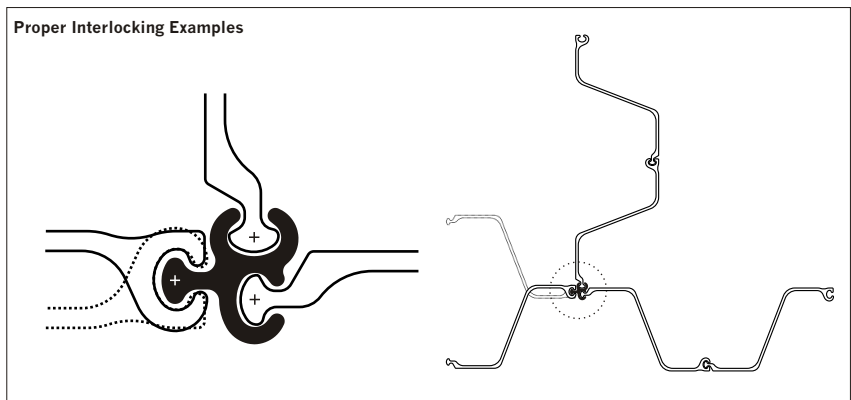
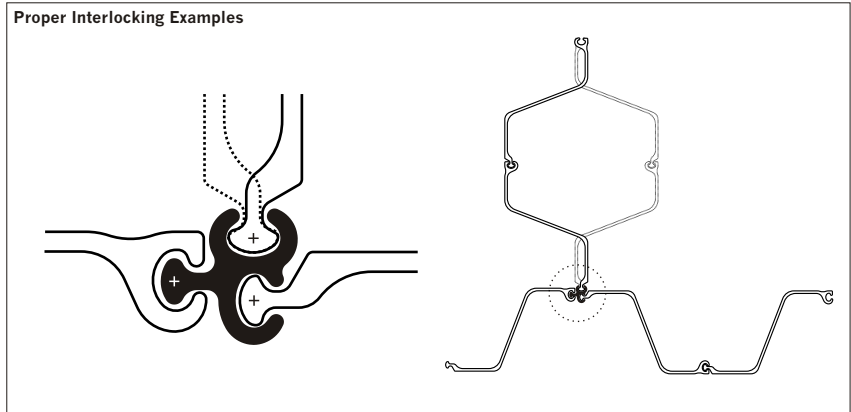
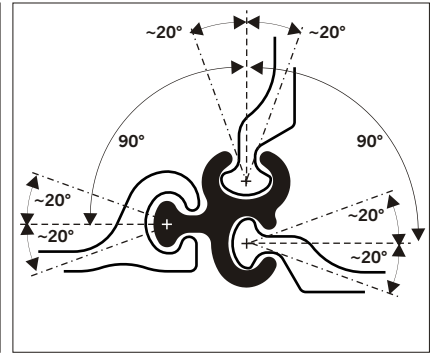
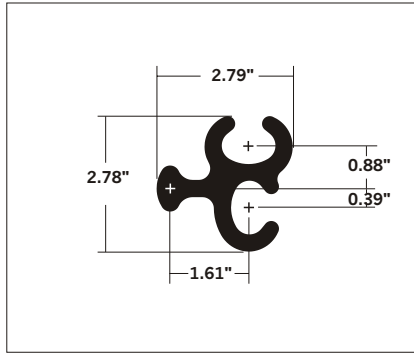
Downloads of data sheets and CAD files are available at www.pilepro.com

Certificate:



Installation Guidelines

1. General interlocking guidelines call for a ball-to-socket or a socket-to-ball connection. Please review the proper interlocking examples listed.
2. Thread the connector into the interlock while the sheet pile is out of the ground.
3. Adjust the connector to the appropriate position.
4. Tack or spot-weld the connector in place (typically a 10" weld attaching the connector to the sheet pile at the top is sufficient).
5. Drive/extract the sheet (with the connector attached) as you would normally.



Please note:

1. Swing or rotation stated are typical but can vary by 10° or more due to rolling tolerances found in sheet pile interlocks.
2. PilePro® connectors are protected by patents.